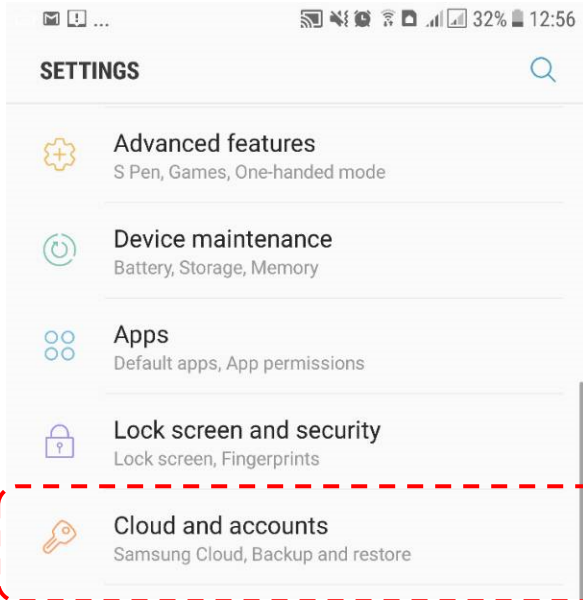
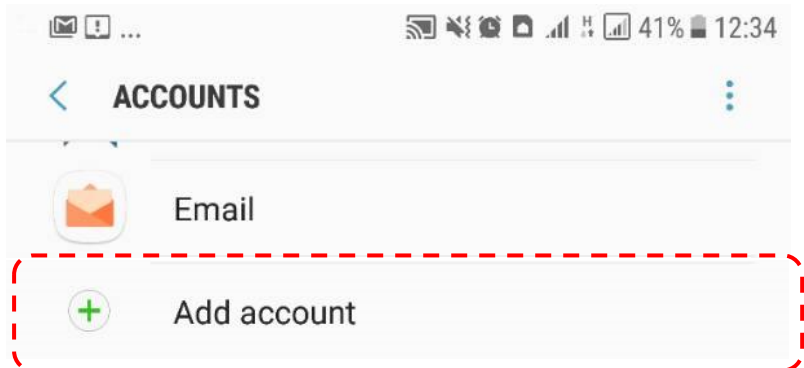


CARA PENAMBAHAN AKUN EMAIL @kemdikbud.go.id PADA ANDROID

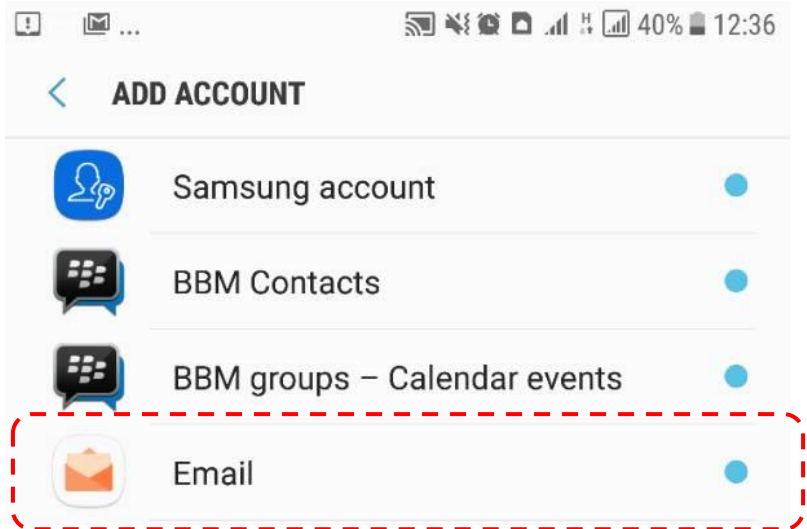
1. Buka Setting/Pengaturan
2. Buka Menu Account/Akun



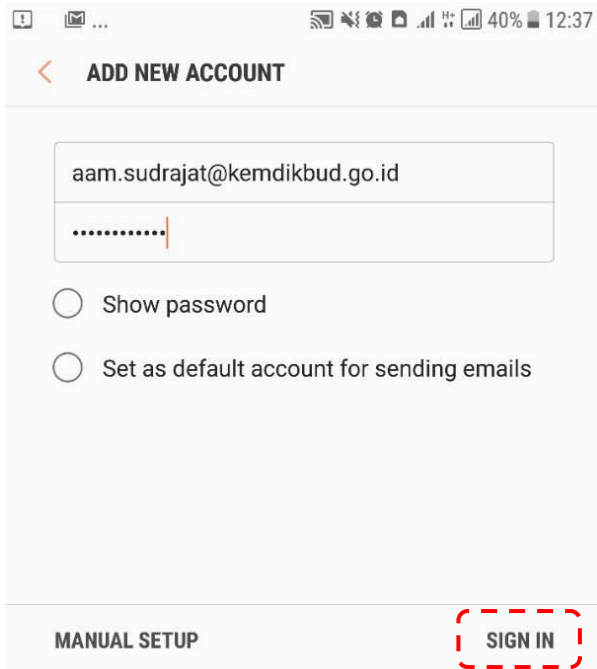
3. Pilih Add Account/Tambah Akun



4. Pilih Email



5. Masukkan akun email kemdikbud.go.id



6. Klik Sign In/ Masuk

7. Klik Next/Sign In/Selanjutnya

MANUAL SETUP

ACCOUNT

Email address
aam.sudrajat@kemdikbud.go.id

Username
aam.sudrajat

Password
.....

Show password

INCOMING SERVER

POP3 server
pop3.kemdikbud.go.id

Security type
None ▼

Port
110

Delete Email from server
Never ▼

SIGN IN

8. Pilih POP3 Account

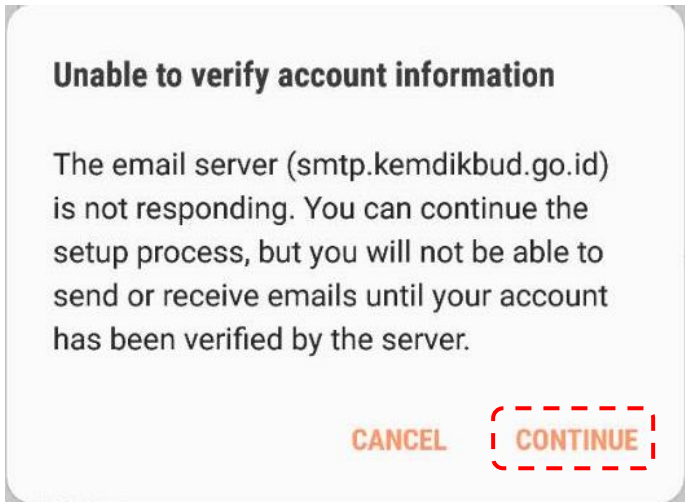
Select account type

POP3 account

IMAP account

Microsoft Exchange ActiveSync

9. Pilih Continue



10. Cek di Menu Email

